

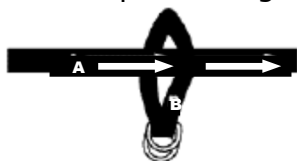
Pipe Straps

Ideal for use on steep grades, high fills, and unstable soil conditions.

- ♦ Low stretch, easy to install. Fits 8" through 24" pipe size.
- ♦ One set includes: two 10'-long straps with D-rings and two 3" loops with D-rings. Straps and loops are made of 3,500# polyester webbing.
- ♦ This product carries a 1-year warranty.

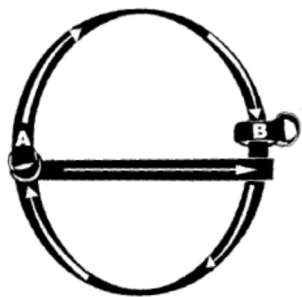
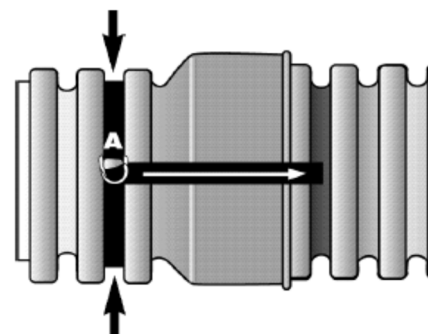
Pipe Strap Kit Instructions:

1. After joining the pipes, pass the plain end of strap A through the loop B.



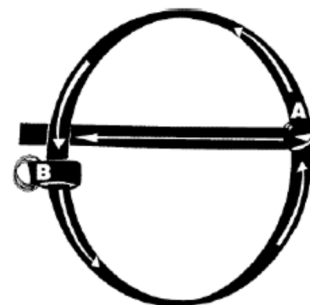
How to thread the D-rings.

2. Wrap strap A around one of the pipes and thread the plain end of the strap A through the D-rings on the opposite end of strap A and tighten the strap into the valley of a corrugation of the pipe.



3. Position the D-ring and plain end of the strap A at the centerline of the side of the pipe. Position loop B on opposite side of the pipe at the centerline.

4. Repeat steps 1, 2, and 3 with the other strap A and loop B on the other pipe on the opposite side of the coupler. Make sure both loops B line-up across from the plain ends of the straps A.



5. Thread plain ends of straps through the D-rings on loops B and tighten.

