

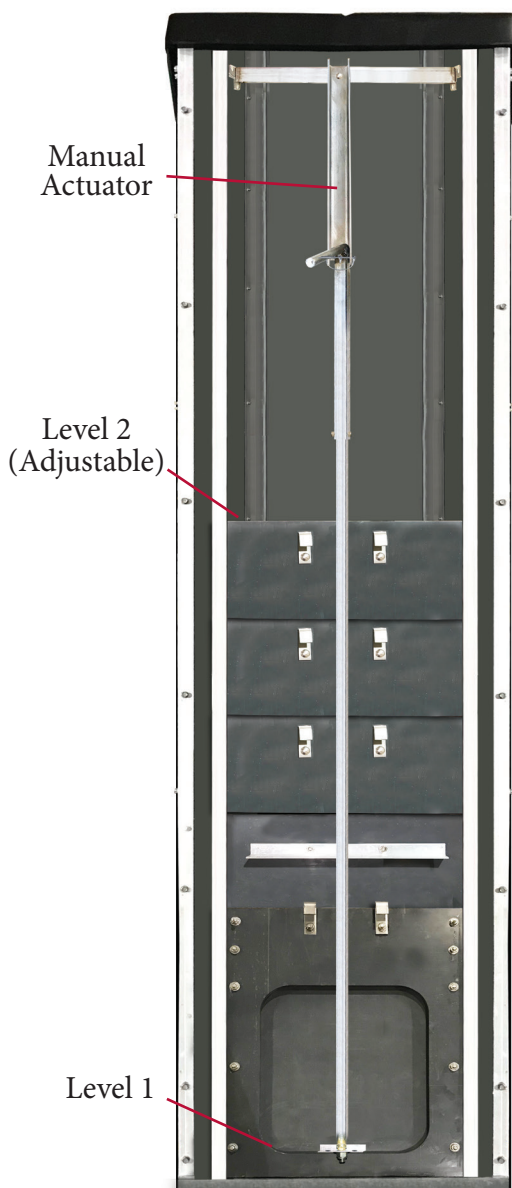
Agri Drain Smart Drainage System®

Add manual, automated & remote control capabilities to Agri Drain's Water Level Control Structures in pipe sizes up to 18"-diameter.


2 & 3 Level Manual Valves

Installing 1 or 2 slide gate valves with a manual actuator into Agri Drain's Inline Water Level Control Structure™ allows you to manually open and close valves to drain or retain water in a pond, wetland, surface or subsurface drainage system.

2 Level Valve




3 Level Valve



Manual Control Unit

Adjustable Push/Pull Rod
Connecting Bracket



When valve is open, the adjustable push/pull rod locks in open or closed position.