

Managing Your LIQUID ASSETS

Managing your water is EASY when using Agri Drain Water Level Control Structures!

The Inline Water Level Control Structure™ is designed to be installed in the pipe line, so the water enters the pipe, then flows into the box, over the stoplogs, then out the downstream side of the structure. Structures are available in either manual or automated.

Features:

- Rugged 1/2" PVC structures.
- Stainless steel screws and custom anodized aluminum corner extrusions are used for strength and durability*.
- 5" & 7" stoplogs for adjustability.
- Available in 4" to 24" diameter pipe.
- Inline available in 2', 3', 4', 5', 6', 8', 10', and 12' heights.
- Flexible couplers allow PVC, plastic pipe, or other materials to be easily attached (specify when ordering).
- Larger CMP structures available.
- 5-year warranty on all standard structures.
- Customized or special orders will carry a 1-year warranty on workmanship and material and are non-returnable.
- Please allow up to 2 weeks for shipment.

Call Today!

1-800-232-4742

For a complete product catalog or for more information on these or any of our other quality products or services, call today!

- Structures, Valves, & Gates
- Pipe & Accessories
- Surface Inlets
- Equipment & Tools
- Survey Equipment
- Erosion Control
- Pond/Lake Mgmt.
- Safety & Misc. Equipment



1462 340th Street • Adair, Iowa 50002
Ph: 800-232-4742 or 641-742-5211
Fax: 800-282-3353 or 641-742-5222

A Simple Guide to a
**SMART
DRAINAGE
SYSTEM**®

Since 1976

Agri Drain
CORPORATION

Agri Drain
CORPORATION

Visit our website: www.agridrain.com
Email: info@agridrain.com

www.agridrain.com



WHY JUST DRAIN WATER WHEN YOU CAN MANAGE IT!

Smart Drainage System®

It's a win/win for agriculture and the environment!

By using drainage water management instead of conventional deep free drainage, producers conserve water, reduce fertilizer and nutrient loss to streams by 30 to 50%, and increase yields.

Smart Drainage System® Tips

- Most cost effective on 0-1% slope.
- Install mains on steepest grades and laterals as long and on as flat of a grade as possible.
- Install Water Level Control Structures in the main every 1' to 2' of elevation change.
- Some existing drainage systems can be retrofitted.
- Can be used to sub-irrigate crops.
- Cost share available to install and manage Smart Drainage System® in some areas.

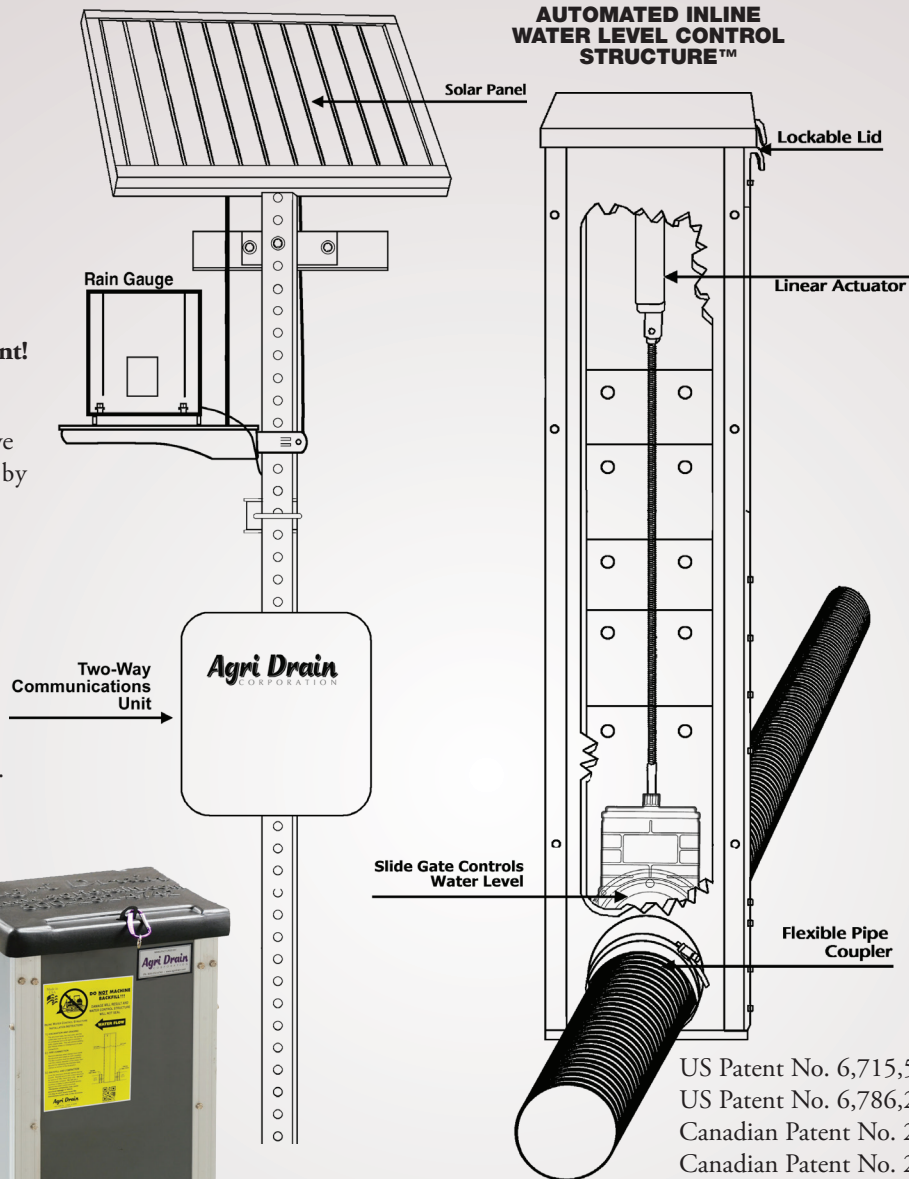
Research Shows Yield Increase

"The effect of controlled drainage on crop yields was strongly dependent on management. Average response was a potential 10% increase in yields when controlled drainage is effectively managed."

—R. Wayne Skaggs,
North Carolina State University

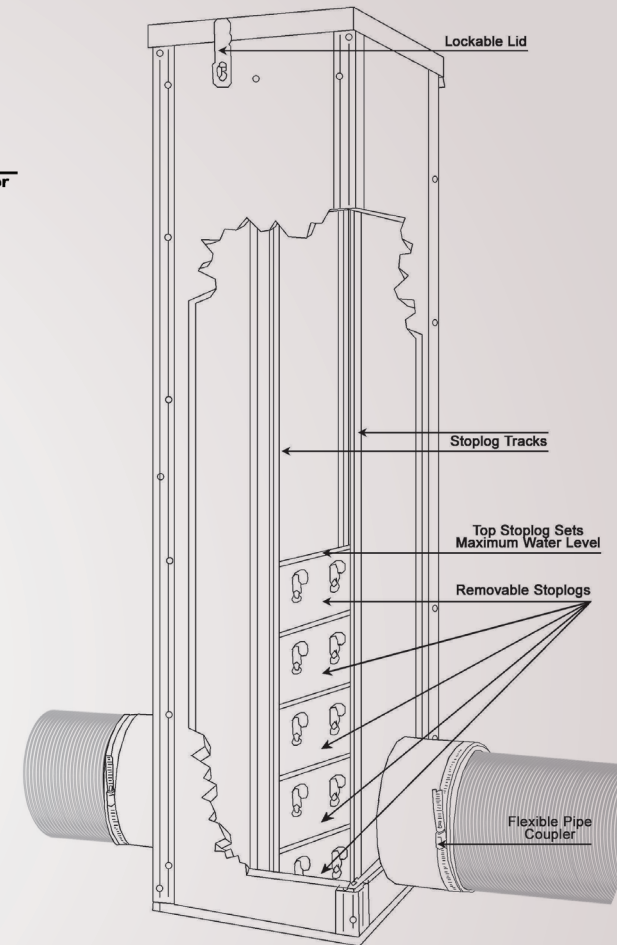
*For water that is caustic, acid, corrosive, salt, or pH below 5 pH or above 9 pH, please notify us of your requirements to ensure structures are built with compatible hardware. For these applications, Agri Drain recommends stainless steel.

Call Today! 1-800-232-4742
www.agridrain.com

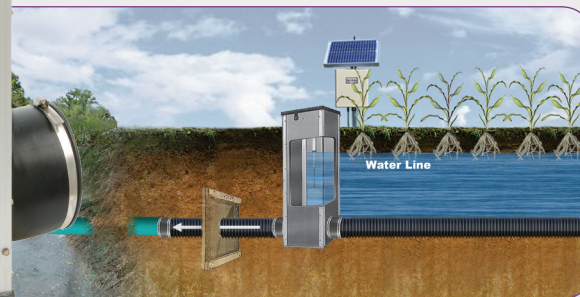


US Patent No. 6,715,508 B2
US Patent No. 6,786,234 B2
Canadian Patent No. 2,403,456
Canadian Patent No. 2,466,976


MANUAL INLINE WATER LEVEL CONTROL STRUCTURE™




Important!
To minimize seepage, align stoplogs firmly against one side of the stoplog track.



Automated Water Level Control Structure maintaining water table in field.



Side view showing how structures "stair-step" water up through the soil profile.



Top view showing the zones of influence that each structure manages.